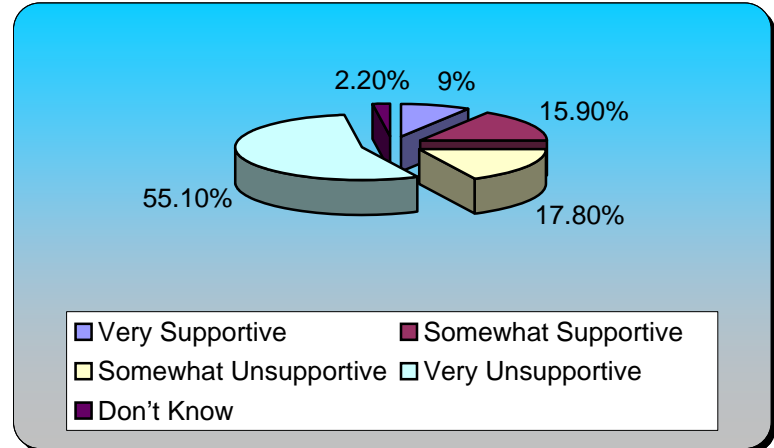




Sept./Oct. 2008 FasTracks Public Meeting Results
Graphical Results by Question

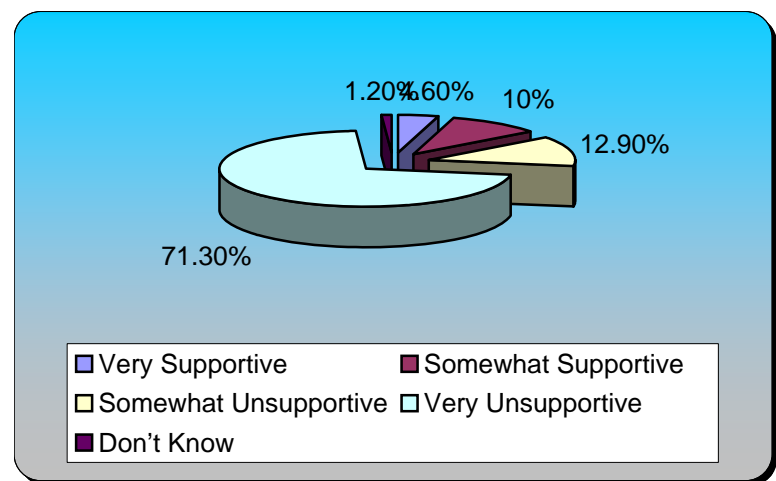
1.) Option #1 Input How supportive would you be of RTD continuing to analyze this type of option? Basic Assumptions + Segments of all Other Corridors by 2017 – End the Program

	Responses	
Very Supportive	52	8.98%
Somewhat Supportive	92	15.89%
Somewhat Unsupportive	103	17.79%
Very Unsupportive	319	55.09%
Don't Know	13	2.25%
Totals	579	100%



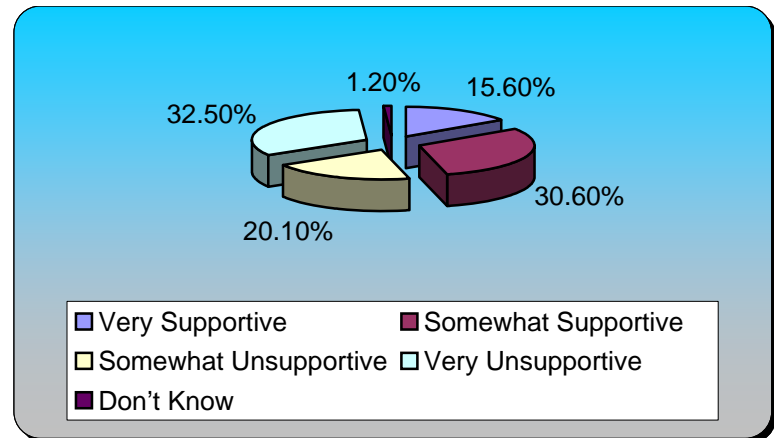
2.) Option #2 Input How supportive would you be of RTD continuing to analyze this type of option? Basic Assumptions + One Additional Complete Corridor by 2017 – End the Program

	Responses	
Very Supportive	27	4.58%
Somewhat Supportive	59	10.02%
Somewhat Unsupportive	76	12.90%
Very Unsupportive	420	71.31%
Don't Know	7	1.19%
Totals	589	100%



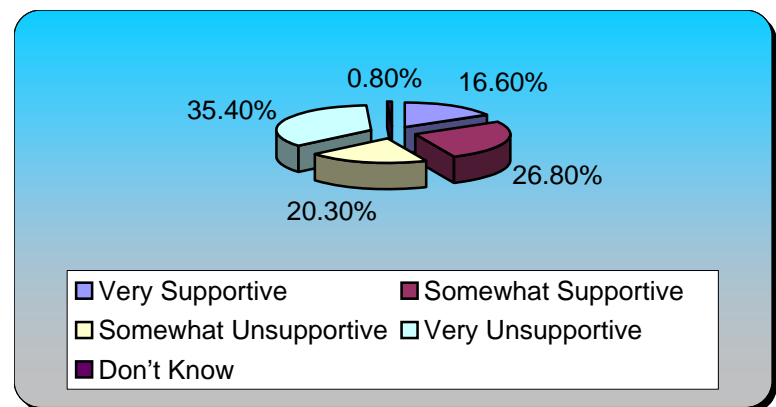
3.) Option #3 Input How supportive would you be of RTD continuing to analyze this type of option? Basic Assumptions + Sections of Other Corridors by 2017 – Build the Rest Over Time as Revenues Allow

	Responses	
Very Supportive	92	15.57%
Somewhat Supportive	181	30.63%
Somewhat Unsupportive	119	20.14%
Very Unsupportive	192	32.49%
Don't Know	7	1.18%
Totals	591	100%



4.) Option #4 Input How supportive would you be of RTD continuing to analyze this type of option? Basic Assumptions + Longer Sections of Other Corridors with Limited Service by 2017 – Build the Rest Over Time as Revenues Allow

	Responses	
Very Supportive	97	16.58%
Somewhat Supportive	157	26.84%
Somewhat Unsupportive	119	20.34%
Very Unsupportive	207	35.38%
Don't Know	5	0.85%
Totals	585	100%



5.) Option #5 Input How supportive would you be of RTD continuing to analyze this type of option? Build Complete FasTracks Program by 2017 – Seek Additional Revenue Sources

	Responses	
Very Supportive	341	57.89%
Somewhat Supportive	89	15.11%
Somewhat Unsupportive	42	7.13%
Very Unsupportive	109	18.51%
Don't Know	8	1.36%
Totals	589	100%

